Doc.ID 55.13643.010-901-00-A Doc. status 230 | released
View date 2017-01-19 Viewed by BENDER
Art.ID 55.13643.010-00/69A SAP Status 2F

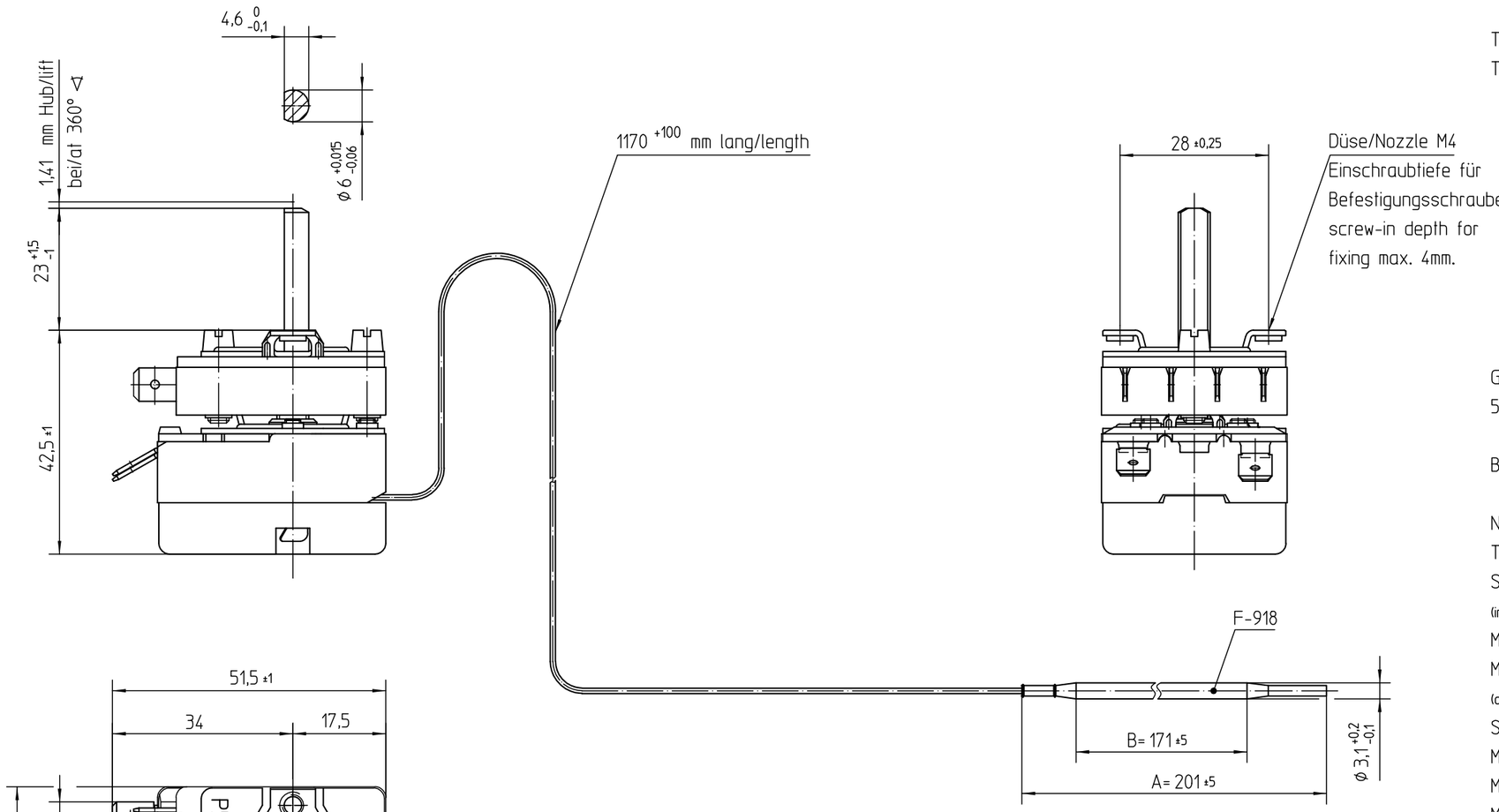

Temperaturregler bei Spindelstellung Anschlag links gezeichnet/
Thermostat drawn in minimum position

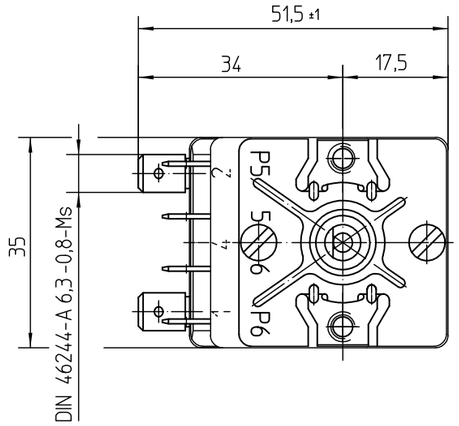

Kann bei Anschlag links
auch geschlossen sein/
Can also be closed in
off-position

Schaltschema/
Wiring diagram

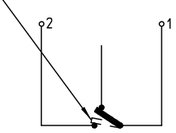

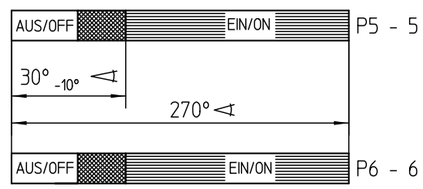

Schaltleistung/Aufsetzschalter/
Switching capacity auxillary switch: 16(4)A 400V~

Korrekturfaktor/correction factor: c = 0,49 [K/K]
(bez. auf Umgebungstemp./based on ambient temperature)

Genehmigte technische Daten/Approved technical data
55.13000.000, Bl.901

Bemerkungen/Notes:

Normalklima/Standard atmosphere DIN EN 60068-1 (23±2)°C
Temperaturen sind Mittel-Werte/Temperatures are middle values
Schaltdifferenz/Differential: (5±2,5K
(im Werksnormbad/in E.G.O. standard bath)
Min. Fühlertemperatur/Min. sensor temperature: -10°C (DC)
Max. Fühlertemperatur/Max. sensor temperature: 260°C
(aus Sicherheitsgründen/for security reasons)
Schnappfeder/snap action spring: NiBe
Max. Gehäusetemperatur/Max. housing temperature (VDE): 150°C
Max. Gehäusetemperatur/Max. housing temperature (UL): 120°C
Min. Biegeradius Kapillarrohr/
Min. bending radius of capillary tube: 5 mm
Für Einsatz in Umgebungsbedingungen mit
normaler Verunreinigung/
For application with normal pollution level (Typ 1 B)
Kunden-Zeichnungs-Nr./Customer drawing-No.:

Temperaturwerte/
Temperature values

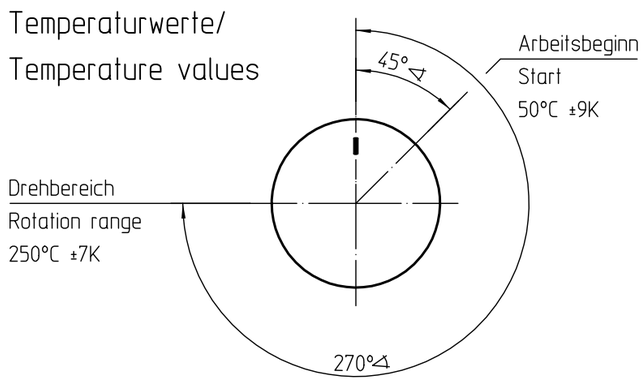

.	.	.	This document is exclusively committed to you for the agreed purpose. Any kind of duplication, utilization or communication of its content is prohibited, if not expressly conceded otherwise. Violators are committed to pay compensations. Any claims of existing or future property rights remain unaffected.			
.	.	.				
.	.	.				
.	.	.				
.	.	.				
.	.	.	CAD	Date	Name	
1	CD0001	2010-12-15	Create.	2007-12-11	SCHUHMAM	
Cha.	Information No.	Date	Proc.	2007-12-11	SCHUHMAM	
F.Rel.	E09814	2007-12-11	Rel.	2007-12-11	SCHUPPLL	

Blank No. . EN Mat.No. .
Material .
Surface Texture ISO 1302
General Tolerances ISO 2768-v
Scale Unit .
Scale 1:1

Designation
EGO Temperaturregler
EGO Thermostat
.

E·G·O

Drawing No.	Sh.No.	Ver.	Stat.	Sheets	Doc.	Ex.Doc.
55.13643.010	901	0	F	1	.	.

Origin . Repl.for 55.13643.010Bl.001 Repl.by . Reference RM

erstellt am 2011-01- 3 19:56:07 von EDBCUSTO Printout not true to Scale